

# ATT

APPLICATION:  
**LIFESTYLE ALL-TERRAIN**






**80%** Road & Sand

**20%** Dirt & Mud

SUITABLE FOR:



The ATT is designed with SUV drivers in mind and the lifestyle you lead. It delivers safety, reliability, durability, comfort and value for money.



## TREAD TECHNOLOGY

**Wear Square Visual Indicators** change as your tyres wear, making it easy to determine the tread life remaining, giving you confidence and safety you can see.

**Whisper Groove Shields** provide a sound barrier that minimises tyre noise for a quieter ride by reducing the noise created within the tyre cavity.

**Stone Ejector Ledges** and **Engineered Groove Shapes** easily eject stones and gravel, protecting the carcass from stone drilling and maintaining a clear tread for enhanced rough road traction.

**Aqua Vac Channels** improve the tyre's resistance to hydroplaning by allowing water to evacuate quickly from the tread surface.

## CARCASS CONSTRUCTION

**High Tensile Body Ply** enhances damage resistance and increases load carrying capacity. 49% stronger than standard SUV tyres.

## COMPOUND FORMULA

**Advanced Silica Compound**, formulated with the optimum content of chemically-coupled silica. This provides excellent wet traction and highway handling while lowering rolling resistance, for more grip and better fuel efficiency.