



**HANKOOK**  
driving emotion

***Dynapro AT2 Xtreme***

*Tough in all terrains*

**SURETIRE PLAN**



p3

**FEATURES AND PERFORMANCE INFORMATION**



p4

**THE DYNAPRO FAMILY**



p5

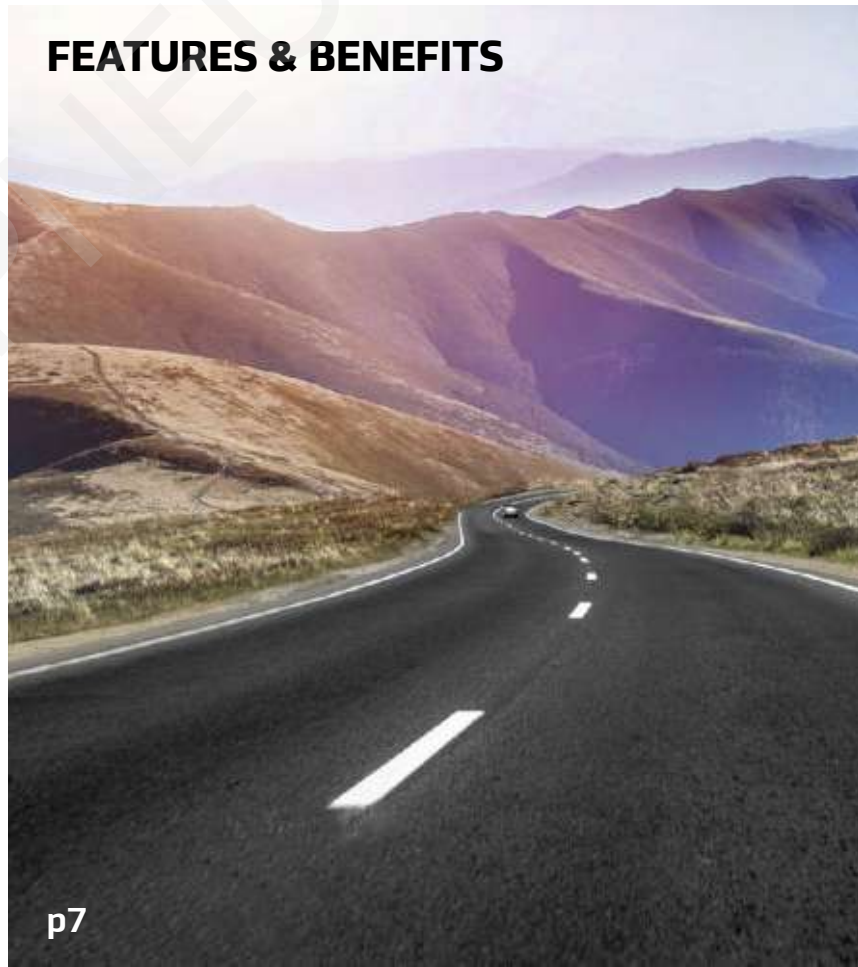


**KEY BENEFITS**



p6

**FEATURES & BENEFITS**



p7



**AVAILABLE SIZES**



p12



## SURETIRE PLAN

The Surefire Way to Keep You Moving



### HANKOOK '30 DAY FREE TRIAL' PLAN

If you are not 100% satisfied for any reason with your purchase, simply bring the tires and proof of purchase back to the place of purchase within 30 days for a new set of Hankook produced tires, and we will take care of the rest.



### LIMITED WARRANTY & TREADWEAR MILEAGE WARRANTY

Hankook's Limited Warranty covers workmanship and material issues for the duration of the usable tread. We also provide very competitive Treadwear Mileage Warranty, which covers up to 90,000 miles on select replacement products.



### ROAD HAZARD WARRANTY

If a tire becomes unserviceable due to a non-repairable road hazard, qualifying tires will be replaced at no cost with a comparable Hankook tire. Customers are responsible for all associated service and labor costs.

# Dynapro AT2 Xtreme

LIMITED TREADWEAR WARRANTY

**70K** P-Metric | **60K** LT-Metric

## Technical Profile

Tread width	Inch
<b>215-315</b>	<b>15-22</b>
Series	Speed symbol
<b>45-85</b>	<b>S, T</b>

## Performance Rating

	Dynapro HP2	Dynapro HT	Dynapro AT2 Xtreme	Dynapro XT	Dynapro MT2
Wet	4	4	<b>3.5</b>	4	3.5
Dry	4	4	<b>4</b>	4	3.5
Snow	4	4	<b>5</b>	4.5	3.5
Ride & Comfort	5	4.5	<b>4</b>	3.5	3
Noise	5	4.5	<b>4</b>	3.5	3
Off-Road Traction	2.5	2.5	<b>4</b>	4.5	5
Wear	5	4.5	<b>5</b>	4	3.5

\* Ratings above is a general guideline to compare among internal Hankook products.

## Applied Technology & Tire Performance

- Off-road traction
- 3PMSF
- Low noise
- Max Mileage Technology



The Dynapro Family

# THE DYNAPRO FAMILY

***Dynapro HP2***

**TOURING ALL-SEASON**



***Dynapro HT***

**HIGHWAY ALL-SEASON**



***Dynapro AT2 Xtreme***

**ALL TERRAIN**



***Dynapro XT***

**RUGGED TERRAIN**



***Dynapro MT2***

**MUD TERRAIN**



Key Benefits

LIMITED TREADWEAR WARRANTY

70K  
P-Metric

60K  
LT-Metric



**ALL TERRAIN  
TRACTION**

**QUIET AND  
COMFORTABLE RIDE**

**UNRIVALED  
LONGEVITY**

## ALL TERRAIN TRACTION

Set your vehicle free to drive in any road condition.

# POWERED-UP

### Aggressive Shoulders and Sidewall

Cross combined scoops applied on shoulder to enhance off road traction.

High depth sidewall blocks provide protection and prevent cuts in off road conditions.





### Multi-directional Grooves and Sipes

Provides better traction in any direction.

## ALL TERRAIN TRACTION

Set your vehicle free to drive in any road condition.

# NEVER LOSE GRIP IN ANY DIRECTION



## ALL TERRAIN TRACTION

Set your vehicle free to drive in any road condition.

# CONQUER THE SNOW



### Biting Block Edges

Provides more traction and excellent snow performance.  
3 Peak Mountain Snowflake qualified for severe snow conditions.


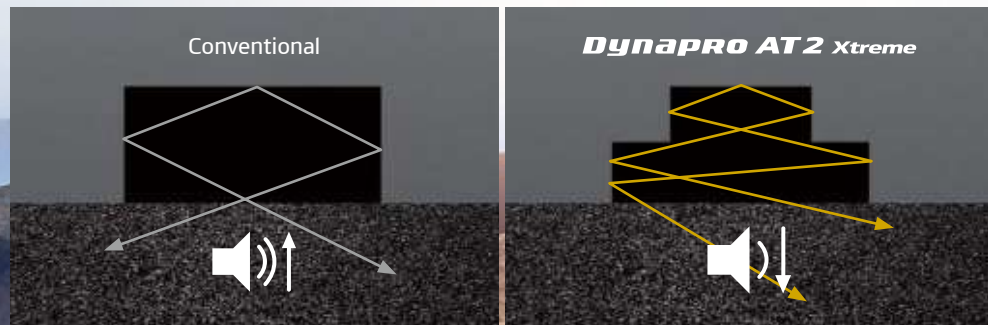
## QUIET AND COMFORTABLE RIDE

No need to be aggressive all the way. Enjoy the peacefulness when you're on road.

# ENHANCED QUIETNESS

### Staged Block Edges

Creates a sound barrier that reduces road noise.



..... Conventional  
— **Dynapro AT2 Xtreme**



### Tie-bars

Stabilizes tread blocks to prevent noise and optimize movement for a more comfortable ride.

## LONGER TREAD LIFE

Make your journey longer, further, and farther.

# UNRIVALED LONGEVITY

LIMITED TREADWEAR WARRANTY

<b>70K</b> P-Metric	<b>60K</b> LT-Metric
------------------------	-------------------------

## Second-to-none Mileage Warranty

Backed up with the \*best mileage warranty in the all-terrain segment, the Dynapro AT2 Xtreme's mileage is significantly enhanced by our Max mileage technology and a durable compound which evenly distributes force during acceleration, braking, and cornering.

\* compared to all-terrain tires currently available in the US Market



Conventional

**Dynapro AT2 Xtreme**

● High-dispersible silica

● Low-hysteresis carbon black

# AVAILABLE SIZES

S-Code	Size	Inch	LI / SS	Sidewall	PR (Load Range)	Measuring Rim	Rim Width Range	Maximum					Overall Diameter	Section Width	Tread Width	Tread Depth	Revs/ Mile	Weight	UTQG
								Air	Load										
1029781	235/75R15 XL	15	109T	RWL	4 (B)	6.5	6.0-8.0	50	(S)	2,271	(D)	-	28.8	9.0	7.0	12.0	722	32.1	660/A/B
2021629	31X10.50R15	15	109S	RWL	6 (C)	8.5	7.0-9.0	50	(S)	2,270	(D)	-	30.5	9.9	8.0	15.0	686	42.5	
1029783	245/75R16	16	111T	RWL	4 (B)	7.0	6.5-8.0	51	(S)	2,403	(D)	-	30.4	9.6	7.3	12.0	682	36.6	660/A/B
1029782	265/70R16	16	112T	RWL	4 (B)	8.0	7.0-9.0	51	(S)	2,469	(D)	-	30.6	10.6	8.2	12.0	678	38.5	660/A/B
2021626	LT225/75R16	16	115/112S	BSW	10 (E)	6.0	6.0-7.0	80	(S)	2,680	(D)	2,470	29.2	8.7	6.7	14.5	716	39.4	
2021671	LT235/85R16	16	120/116S	BSW	10 (E)	6.5	6.0-7.5	80	(S)	3,042	(D)	2,778	31.6	8.6	6.6	16.0	661	44.3	
2021630	LT245/75R16	16	120/116S	RWL	10 (E)	7.0	6.5-8.0	80	(S)	3,042	(D)	2,778	30.4	9.5	7.3	14.5	688	44.3	
2021669	LT265/75R16	16	123/120S	BSW	10 (E)	7.5	7.0-8.0	80	(S)	3,415	(D)	3,085	31.7	9.9	8.0	15.0	660	47.4	
2021639	LT285/75R16	16	126/123S	RWL	10 (E)	8.0	7.5-9.0	80	(S)	3,750	(D)	3,415	32.8	10.7	8.6	15.0	637	59.8	
1029784	245/65R17 XL	17	111T	RWL	4 (B)	7.0	7.0-8.5	50	(S)	2,403	(D)	-	29.6	10.0	7.7	12.0	702	35.3	660/A/B
1029786	245/70R17	17	110T	RWL	4 (B)	7.0	6.5-8.0	51	(S)	2,337	(D)	-	30.5	9.7	7.5	12.0	681	37.0	660/A/B
1029785	255/70R17	17	112T	RWL	4 (B)	7.5	6.5-8.5	51	(S)	2,469	(D)	-	31.1	10.2	7.8	12.0	669	38.6	660/A/B
1029787	265/65R17	17	112T	RWL	4 (B)	8.0	7.0-9.0	51	(S)	2,469	(D)	-	30.5	10.9	8.3	12.0	681	39.3	660/A/B
1029842	265/70R17	17	115T	RWL	4 (B)	8.0	7.0-9.0	51	(S)	2,679	(D)	-	31.6	10.6	8.2	12.0	657	39.6	660/A/B
2021670	LT235/80R17	17	120/117S	BSW	10 (E)	6.5	6.0-7.5	80	(S)	3,085	(D)	2,835	31.7	8.8	6.6	16.0	659	44.3	
2021633	LT245/70R17	17	119/116S	RWL	10 (E)	7.0	6.5-8.0	80	(S)	3,000	(D)	2,755	30.5	9.6	7.6	15.0	685	45.4	
2021632	LT245/75R17	17	121/118S	RWL	10 (E)	7.0	6.5-7.5	80	(S)	3,195	(D)	2,910	31.6	9.5	7.3	14.5	662	45.6	
2021667	LT265/70R17	17	121/118S	RWL	10 (E)	8.0	7.0-8.5	80	(S)	3,195	(D)	2,910	31.6	10.6	8.2	14.5	661	48.8	
2021640	LT285/70R17	17	121/118S	RWL	10 (E)	8.5	7.5-9.0	80	(S)	3,195	(D)	2,910	32.7	11.2	8.7	15.0	639	58.7	

# AVAILABLE SIZES

S-Code	Size	Inch	LI / SS	Sidewall	PR (Load Range)	Measuring Rim	Rim Width Range	Maximum					Overall Diameter	Section Width	Tread Width	Tread Depth	Revs/ Mile	Weight	UTQG
								Air		Load									
1029780	255/70R18	18	113T	BSW	4 (B)	7.5	6.5-8.5	51	(S)	2,535	(D)	-	32.0	10.2	7.8	12.0	648	39.4	660/A/B
1029779	265/60R18 XL	18	114T	BSW	4 (B)	8.0	7.5-9.5	50	(S)	2,601	(D)	-	30.4	11.0	8.3	12.0	682	38.9	660/A/B
1029959	265/65R18	18	114T	BSW	4 (B)	8.0	7.5-9.5	51	(S)	2,601	(D)	-	31.5	10.9	8.3	12.0	660	40.1	660/A/B
1029958	275/65R18	18	116T	BSW	4 (B)	8.0	7.5-9.5	51	(S)	2,756	(D)	-	32.1	11.1	8.7	12.0	647	41.5	660/A/B
2021634	LT265/70R18	18	124/121S	BSW	10 (E)	8.0	7.0-9.0	80	(S)	3,525	(D)	3,195	32.6	10.5	8.2	14.5	641	50.2	
2021642	LT275/65R18	18	123/120S	BSW	10 (E)	8.0	7.5-9.0	80	(S)	3,415	(D)	3,085	32.1	11.0	8.7	14.0	652	61.1	
2021641	LT275/70R18	18	125/122S	BSW	10 (E)	8.0	7.0-8.5	80	(S)	3,640	(D)	3,305	33.1	10.8	8.4	14.5	631	63.1	
1029777	275/60R20	20	115T	BSW	4 (B)	8.0	7.5-9.5	51	(S)	2,679	(D)	-	32.9	11.4	8.7	12.0	631	43.9	660/A/B
2021636	LT275/55R20	20	115/112S	BSW	8 (D)	8.5	7.5-9.5	65	(S)	2,680	(D)	2,470	31.9	11.6	8.7	14.0	656	55.2	
2021638	LT275/60R20	20	119/116S	BSW	8 (D)	8.0	7.5-9.5	65	(S)	3,000	(D)	2,755	32.9	11.1	8.7	14.0	635	57.1	
2021635	LT275/65R20	20	126/123S	BSW	10 (E)	8.0	7.5-9.5	80	(S)	3,750	(D)	3,415	34.0	11.2	8.7	14.0	614	64.6	
2021637	LT285/55R20	20	122/119S	BSW	10 (E)	9.0	8.0-10.0	80	(S)	3,305	(D)	3,000	32.4	11.8	9.0	16.0	646	63.6	
1029778	305/45R22 XL	22	118T	BSW	4 (B)	10.0	9.5-11.5	50	(S)	#N/A	(D)	-	32.7	12.1	10.4	12.0	635	46.1	660/A/B



**Hankook Tire America Headquarters**

333 Commerce Street, Suite 600 Nashville, Tennessee 37201, USA T +1 615 432 0700 F +1 615 242 8709

[www.hankooktire.com/us](http://www.hankooktire.com/us)