

GRAND TOURING

BluEarth-GT AE51

Pattern No. AE51




Newly-developed High-rigidity, Asymmetrical Pattern for Spirited Driving

1 Triple Center Rib

Highly rigid triple ribs ensure straight-line stability at high speeds.

2 Blade Cut Sipes

Turned rigidity with blade-image sipes.



3 Lightning Grooves


Increasing total edge volume, improving grip performance.



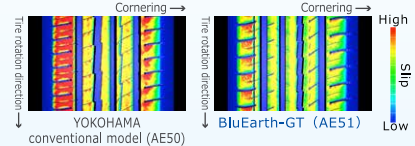
Simulation

Calculating Slip and Increasing Stability.

Straightaway


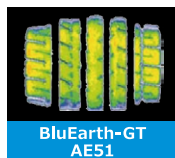



Cornering



Tread Profile

Realizes superior stability at high speeds through smooth ground contact form and uniform contact pressure.



The profile employed on sports-type flagship tyres is tuned exclusively for the BluEarth-GT.

Finely controlling the ground contact pressure and providing smooth contact form enhance stability at high speeds.